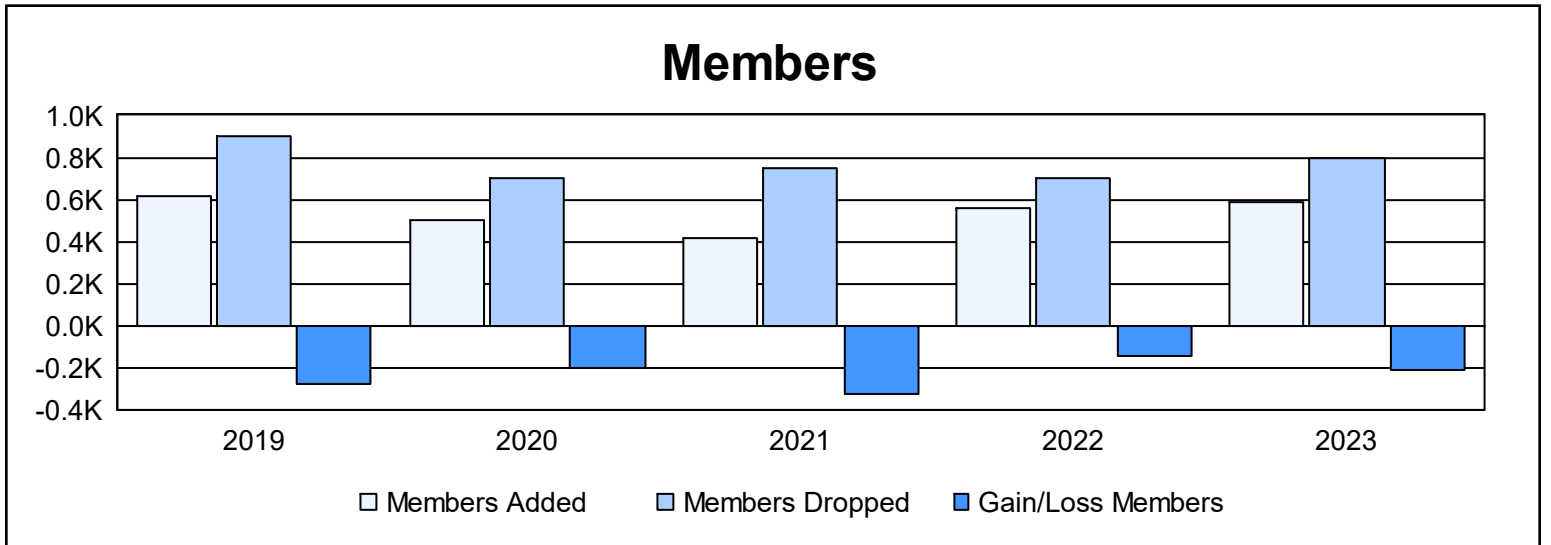
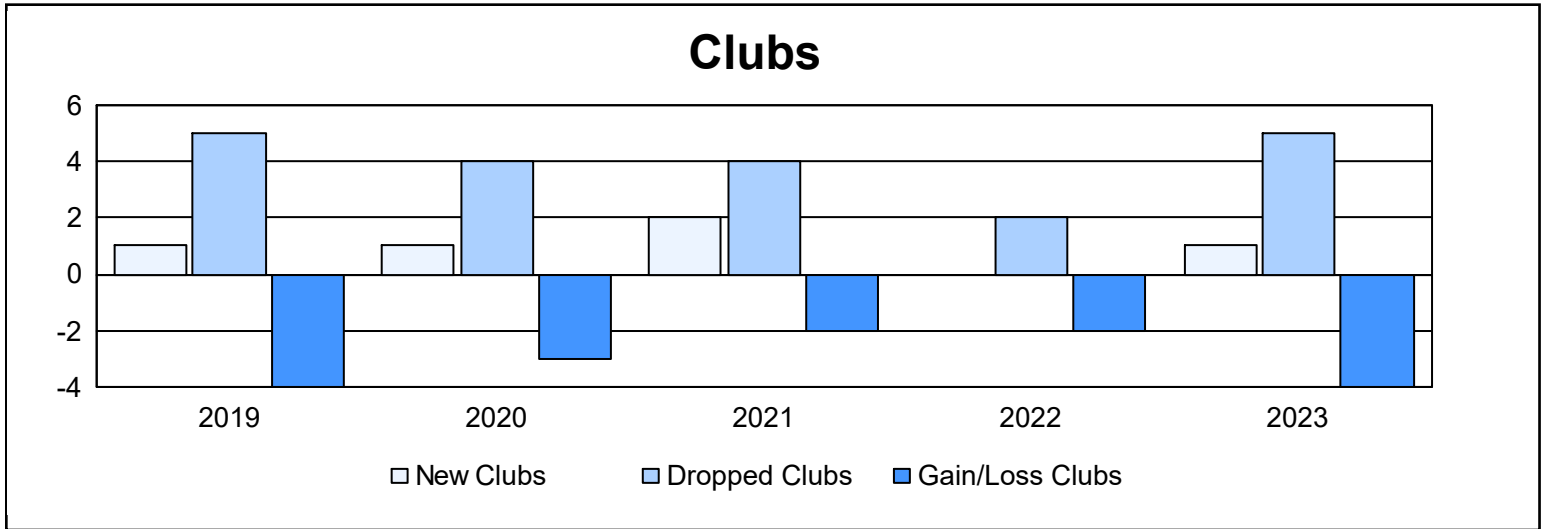
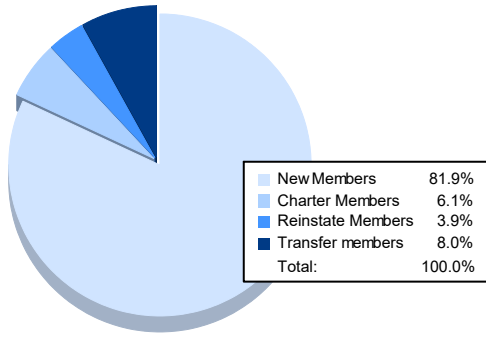


| Year           | New Clubs | Dropped Clubs | Gain/ Loss Clubs | New Members | Charter Members | Reinstate Members | Transfer Members | Total Member Added | Total Members Dropped | Gain/ Loss Members |
|----------------|-----------|---------------|------------------|-------------|-----------------|-------------------|------------------|--------------------|-----------------------|--------------------|
| 2018-2019      | 1         | 5             | -4               | 535         | 28              | 28                | 27               | 618                | 896                   | -278               |
| 2019-2020      | 1         | 4             | -3               | 417         | 31              | 17                | 33               | 498                | 698                   | -200               |
| 2020-2021      | 2         | 4             | -2               | 278         | 57              | 58                | 27               | 420                | 750                   | -330               |
| 2021-2022      | 0         | 2             | -2               | 474         | 4               | 56                | 26               | 560                | 704                   | -144               |
| 2022-2023      | 1         | 5             | -4               | 480         | 36              | 23                | 47               | 586                | 794                   | -208               |
| <b>Average</b> | <b>1</b>  | <b>4</b>      | <b>-3</b>        | <b>437</b>  | <b>31</b>       | <b>36</b>         | <b>32</b>        | <b>536</b>         | <b>768</b>            | <b>-232</b>        |



### Membership Composition June 2023 Cumulative



### Gender Composition June 2023 Cumulative

